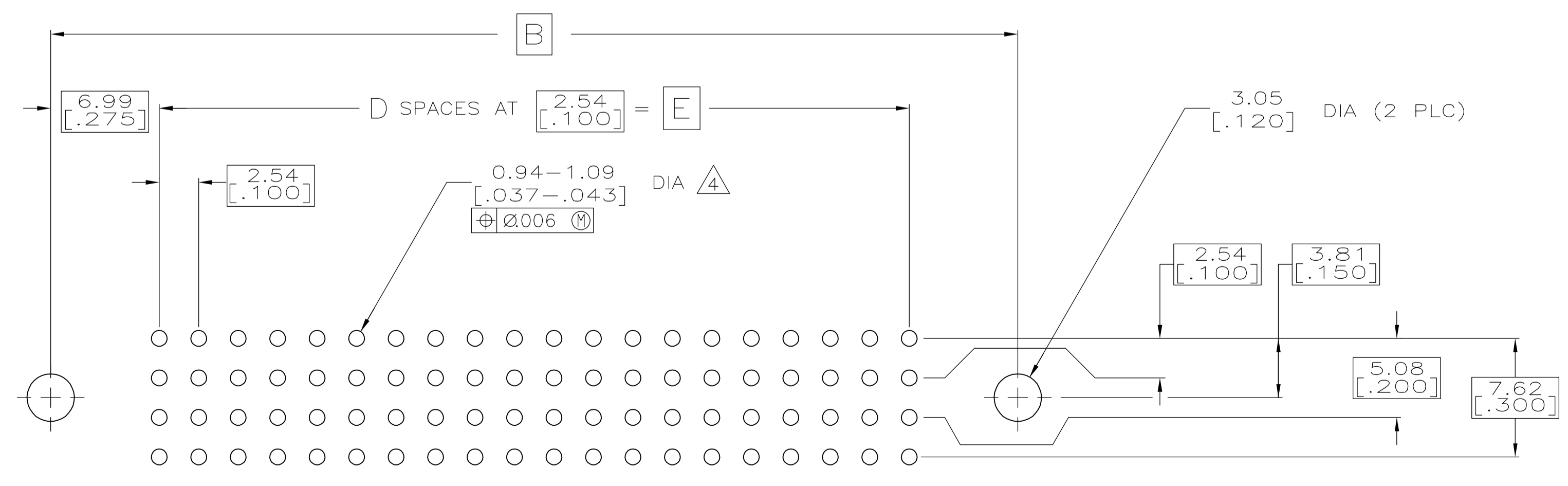
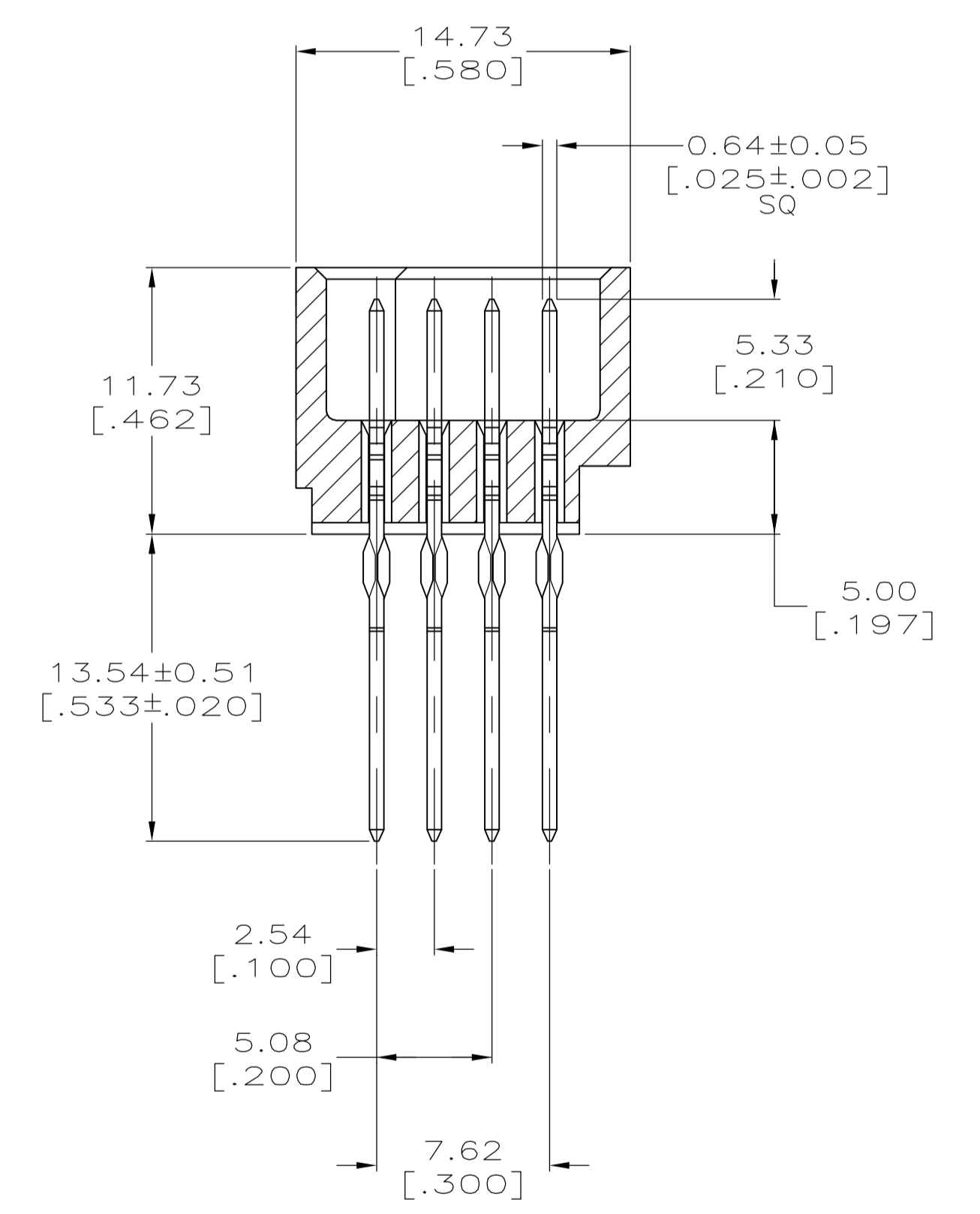
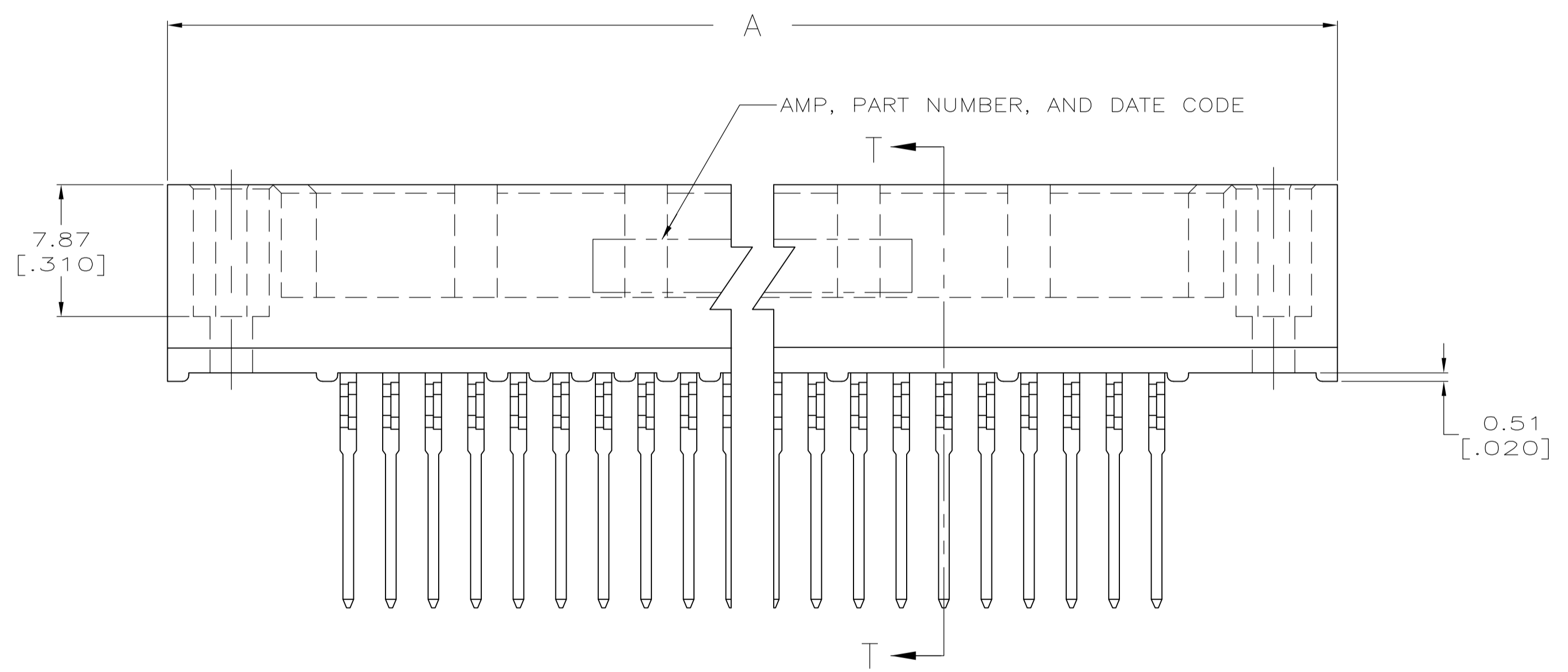
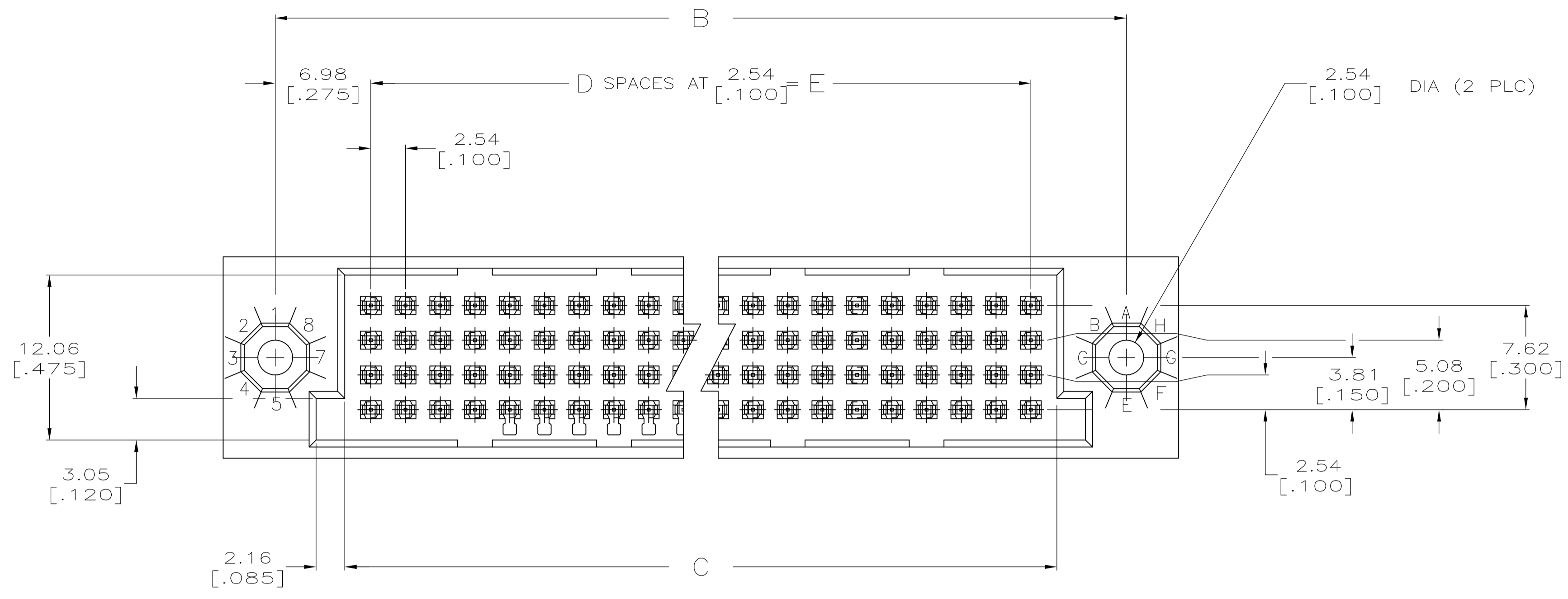


LOC		DIST		REVISIONS			
AD	25	REV	DATE	BY	APP'D	DATE	BY
L			15MAY06	JDP	AMS		



THIS DRAWING IS A CONTROLLED DOCUMENT.		DWG T. HOFFMAN	10/22/91	 Tyco Electronics Corporation Harrisburg, PA 17105-3608
DIMENSIONS: mm [INCHES]		CHK G. SKIPPER	10/22/91	
TOLERANCES UNLESS OTHERWISE SPECIFIED:		APVD T. HOFFMAN	10/22/91	NAME HDI, 4 ROW, PIN ASSEMBLY, 13.54 [.533] LONG ACTION PINS.
0 PLC ± -		PRODUCT SPEC		APPLICATION SPEC
1 PLC ± -		APPLICATION SPEC		SIZE A1
2 PLC ± -		APPLICATION SPEC		WEIGHT -
3 PLC ± 0.13 [.005]		APPLICATION SPEC		SCALE 4:1
4 PLC ± -		APPLICATION SPEC		SHEET 1 OF 2
ANGLES ± -		APPLICATION SPEC		REV L
FINISH 1 2 3		CUSTOMER DRAWING		DRAWING NO. 00779
		C=533254		

- 1 HOUSING MATERIAL: THERMOPLASTIC, COLOR-BLACK.
- 2 CONTACT MATERIAL: PHOSPHOR BRONZE.
- 3 CONTACT FINISH: .00127-.00254 [.000050-.000100] NICKEL UNDERPLATE ALL OVER; .00076 [.000030] GOLD PLATE IN CONTACT AREA, TIN-LEAD PLATED POSTS.
- 4 ACTION PIN POSTS REQUIRE 2.36 [.093] MIN THICK P.C. BOARD. RECOMMENDED P.C. BOARD HOLES ARE 1.151 [.0453] DIA PLATED THRU WITH 0.025-0.076 [.001-.003] COPPER, WITH 0.0076 [.0003] MIN TIN-LEAD PLATING; FINISHED HOLE AFTER PLATING 0.94-1.09 [.037-.043] DIA; AFTER RELOW 0.91-1.09 [.036-.043].
- 5. DIMENSIONS IN BRACKETS ARE IN INCHES.
- 6 HOUSINGS WITH CENTER MOUNTING IS RECOMMENDED FOR ASSEMBLIES HAVING 75 CONTACTS PER ROW OR MORE.
- 7 PART NUMBER IS OBSOLETE.

6	7	210.82 [8.300]	-83	214.63 [8.450]	224.79 [8.850]	232.41 [9.150]	-336	1-533254-5
7		22.86 [.900]	-9	26.67 [1.050]	36.83 [1.450]	44.45 [1.750]	-40	1-533254-4
7		160.02 [6.300]	-63	163.83 [6.450]	173.99 [6.850]	181.61 [7.150]	-256	1-533254-3
7		86.36 [3.400]	-34	90.17 [3.550]	100.33 [3.950]	107.95 [4.250]	-140	1-533254-2
7		175.26 [6.900]	-69	179.07 [7.050]	189.23 [7.450]	196.85 [7.750]	-280	1-533254-1
		162.56 [6.400]	64	166.37 [6.550]	176.53 [6.950]	184.15 [7.250]	260	1-533254-0
7		149.86 [5.900]	-59	153.67 [6.050]	163.83 [6.450]	171.45 [6.750]	-240	533254-9
		137.16 [5.400]	54	140.97 [5.550]	151.13 [5.950]	158.75 [6.250]	220	533254-8
7		124.46 [4.900]	-49	128.27 [5.050]	138.43 [5.450]	146.05 [5.750]	-200	533254-7
7		111.76 [4.400]	-44	115.57 [4.550]	125.73 [4.950]	133.35 [5.250]	-180	533254-6
7		99.06 [3.900]	-39	102.87 [4.050]	113.03 [4.450]	120.65 [4.750]	-160	533254-5
6	7	187.96 [7.400]	-74	191.77 [7.550]	201.93 [7.950]	209.55 [8.250]	-300	533254-4
7		78.74 [3.100]	-31	82.55 [3.250]	92.71 [3.650]	100.33 [3.950]	-128	533254-3
7		73.66 [2.900]	-29	77.47 [3.050]	87.63 [3.450]	95.25 [3.750]	-120	533254-2
		60.96 [2.400]	24	64.77 [2.550]	74.93 [2.950]	82.55 [3.250]	100	533254-1
		E	D	C	B	A	POSN	PART NUMBER

THIS DRAWING IS A CONTROLLED DOCUMENT.		DIN T. HOFFMAN 10/22/91	Tyco Electronics Corporation Harrisburg, PA 17105-3608
DIMENSIONS: mm [INCHES]		CHK G. SKIPPER 10/22/91	
TOLERANCES UNLESS OTHERWISE SPECIFIED:		APVD T. HOFFMAN 10/22/91	NAME HDI, 4 ROW, PIN ASSEMBLY, 13.54 [.533] LONG ACTION PINS.
0 PLC ± - 1 PLC ± - 2 PLC ± - 3 PLC ± 0.13 [.005] 4 PLC ± - ANGLES ± -		PRODUCT SPEC	APPLICATION SPEC
MATERIAL	FINISH	WEIGHT	RESTRICTED TO
1 2	3	A1 00779 533254	SCALE 4:1 SHEET 2 OF 2 REV
CUSTOMER DRAWING			